



# Current Assets Exercises IV

Christopher J. Skousen; Larry M. Walther

Larry M. Walther & Christopher J. Skousen

# Current Assets Exercises IV

---

Current Assets Exercises IV

1<sup>st</sup> edition


© 2011 Larry M. Walther & Christopher J. Skousen & [bookboon.com](http://bookboon.com)

All material in this publication is copyrighted, and the exclusive property of Larry M. Walther or his licensors (all rights reserved).

ISBN 978-87-403-0458-9

# Contents

<b>Problem 1</b>	<b>6</b>
Worksheet 1	7
Solution 1	8
<b>Problem 2</b>	<b>9</b>
Worksheet 2	9
Solution 2	11
<b>Problem 3</b>	<b>13</b>
Worksheet 3	13
Solution 3	15
<b>Problem 4</b>	<b>17</b>
Worksheet 4	18
Solution 4	18



## Masters in Management



London Business School  
Regent's Park  
London NW1 4SA  
United Kingdom  
Tel +44 (0)20 7000 7573  
Email [mim@london.edu](mailto:mim@london.edu)  
[www.london.edu/mim/](http://www.london.edu/mim/)

### Stand out from the crowd

Designed for graduates with less than one year of full-time postgraduate work experience, London Business School's Masters in Management will expand your thinking and provide you with the foundations for a successful career in business.


The programme is developed in consultation with recruiters to provide you with the key skills that top employers demand. Through 11 months of full-time study, you will gain the business knowledge and capabilities to increase your career choices and stand out from the crowd.


Applications are now open for entry in September 2011.

For more information visit [www.london.edu/mim/](http://www.london.edu/mim/)  
email [mim@london.edu](mailto:mim@london.edu) or call +44 (0)20 7000 7573



<b>Problem 5</b>	<b>20</b>
Worksheet 5	20
Solution 5	21
<b>Problem 6</b>	<b>22</b>
Worksheet 6	22
Solution 6	23
<b>Problem 7</b>	<b>24</b>
Worksheet 7	24
Solution 7	25
<b>Problem 8</b>	<b>26</b>
Worksheet 8	27
Solution 8	28



 Sweden  
Sverige

Linköping University –  
innovative, highly ranked,  
European

Interested in Strategy and Management in International Organisations?  
Kick-start your career with an English-taught master's degree.

→ [Click here!](#)

**li.u** LINKÖPING  
UNIVERSITY

# Problem 1

Jill Hansen owns Interior Designs, a furniture store. One of her most popular items is a leather recliner.

Following is the recliner inventory activity for August. The recliners on hand at August 1 had a unit cost of \$280.

Date	Purchases	Sales	Units on Hand
01-Aug			80
04-Aug	120 units @ \$300 each		200
20-Aug		140 units @ \$510 each	60
25-Aug	180 units @ \$340 each		240
29-Aug		110 units @ \$590 each	130

- a) If Interior Designs uses the first-in, first-out (FIFO) inventory method (periodic approach), what values would be assigned to ending inventory and cost of goods sold? How much is gross profit?
- b) If Interior Designs uses the last-in, first-out (LIFO) inventory method (periodic approach), what values would be assigned to ending inventory and cost of goods sold? How much is gross profit?
- c) If Interior Designs uses the weighted-average inventory method (periodic approach), what values would be assigned to ending inventory and cost of goods sold? How much is gross profit?

## Worksheet 1

(a)	FIFO		
	Beginning inventory	\$	-
	Plus: Purchases		-
	Cost of goods available for sale	\$	-
	Less: Ending inventory		-
	Cost of goods sold	\$	-
	Sales	\$	-
	Cost of goods sold		-
	Gross profit	\$	-
(b)	LIFO		
	Beginning inventory	\$	-
	Plus: Purchases		-
	Cost of goods available for sale	\$	-
	Less: Ending inventory		-
	Cost of goods sold	\$	-
	Sales	\$	-
	Cost of goods sold		-
	Gross profit	\$	-
(c)	Weighted-average		
	Beginning inventory	\$	-
	Plus: Purchases		-
	Cost of goods available for sale	\$	-
	Less: Ending inventory		-
	Cost of goods sold	\$	-
	Sales	\$	-
	Cost of goods sold		-
	Gross profit	\$	-

## Solution 1

(a) FIFO

Beginning inventory (80 X \$280)	\$	22,400
Plus: Purchases (120 X \$300) + (180 X \$340)		97,200
Cost of goods available for sale	\$	119,600
Less: Ending inventory (130 X \$340)		44,200
*Cost of goods sold	\$	75,400

\* Also, can be calculated as (80 X \$280) + (120 X \$300) + (50 X \$340)

Sales (140 X \$510) + (110 X \$590)	\$	136,300
Cost of goods sold		75,400
Gross profit	\$	60,900

(b) LIFO

Beginning inventory (80 X \$280)	\$	22,400
Plus: Purchases (120 X \$300) + (180 X \$340)		97,200
Cost of goods available for sale	\$	119,600
Less: Ending inventory (80 X \$280) + (50 X \$300)		37,400
**Cost of goods sold	\$	82,200

\*\* Also, can be calculated as (180 X \$340) + (70 X \$300)

Sales (140 X \$510) + (110 X \$590)	\$	136,300
Cost of goods sold		82,200
Gross profit	\$	54,100

(c) Weighted-average

Beginning inventory (80 X \$280)	\$	22,400
Plus: Purchases (120 X \$300) + (180 X \$340)		97,200
Cost of goods available for sale	\$	119,600
***Less: Ending inventory (130 X \$314.74)		40,916
***Cost of goods sold (250 X \$314.74)	\$	78,684

\*\*\* Weighted-average cost is \$314.7368 (((80 X \$280) + (120 X \$300) + (180 X \$340))/380)

Sales (140 X \$510) + (110 X \$590)	\$	136,300
Cost of goods sold		78,684
Gross profit	\$	57,616

# Problem 2

James Jenkins is conducting an audit of the computerized inventory system used by Clear Windows Corporation. James has inserted hypothetical data into the computer program that tracks inventory on a perpetual basis. Below are the hypothetical data inserted by James:

Transaction	Units	Cost per unit
Beginning inventory	30	\$30
Purchase, day 1	15	\$33
Sale, day 2	18	
Purchase, day 3	24	\$36
Sale, day 4	27	

The computer program returned the following ending inventory values:

FIFO Perpetual, \$864

LIFO Perpetual, \$720

Moving average, \$792

Which of the three values appears to be incorrect, and what “error” might be causing this condition?

## Worksheet 2

FIFO PERPETUAL:

Date	Purchases	Cost of Goods Sold	Balance
Day 0			30 X \$30 = \$900
Day 1	15 X \$33 = \$495		
Day 2			
Day 3	24 X \$36 = \$864		
Day 4			
Ending			

LIFO PERPETUAL:

<b>Date</b>	<b>Purchases</b>	<b>Cost of Goods Sold</b>	<b>Balance</b>
Day 0			30 X \$30 = \$900
Day 1	15 X \$33 = \$495		
Day 2			
Day 3	24 X \$36 = \$864		
Day 4			
Ending			

Moving Average:

<b>Date</b>	<b>Purchases</b>	<b>Cost of Goods Sold</b>	<b>Balance</b>
Day 0			30 X \$30 = \$900
Day 1	15 X \$33 = \$495		
Day 2			
Day 3	24 X \$36 = \$864		
Day 4			
Ending			

Solution 2

FIFO PERPETUAL:

Date	Purchases	Cost of Goods Sold	Balance
Day 0			30 X \$30 = \$900
Day 1	15 X \$33 = \$495		30 X \$30 = \$900 15 X \$33 = <del>\$495</del> \$1,395
Day 2		18 X \$30 = \$540	12 X \$30 = \$360 15 X \$33 = <del>\$495</del> \$855
Day 3	24 X \$36 = \$864		12 X \$30 = \$360 15 X \$33 = <del>\$495</del> 24 X \$36 = \$864 \$1,719
Day 4		12 X \$30 = \$360 15 X \$33 = <del>\$495</del> \$855	24 X \$36 = \$864
Ending			24 X \$36 = \$864

**INDEPENDENT MINDS  
LIKE YOU**

We believe in equality, sustainability and a modern approach to learning. How about you? Apply for a Master's Programme in Gothenburg, Sweden.

PS. Scholarships available for Indian students!

[www.gu.se/education](http://www.gu.se/education)



 Click on the ad to read more

LIFO PERPETUAL:

Date	Purchases	Cost of Goods Sold	Balance
Day 0			30 X \$30 = \$900
Day 1	15 X \$33 = \$495		30 X \$30 = \$900 15 X \$33 = <u>\$495</u> \$1,395
Day 2		15 X \$33 = \$495 3 X \$30 = <u>\$ 90</u> \$585	27 X \$30 = \$810
Day 3	24 X \$36 = \$864		27 X \$30 = \$810 24 X \$36 = <u>\$864</u> \$1,674
Day 4		24 X \$36 = \$864 3 X \$30 = <u>\$ 80</u> \$944	24 X \$30 = \$ 720
Ending			24 X \$30 = \$ 720

Moving Average:

Date	Purchases	Cost of Goods Sold	Balance
Day 0			30 X \$30 = \$900
Day 1	15 X \$33 = \$495		30 X \$30 = \$900 15 X \$33 = <u>\$495</u> \$1,395 Note: Average cost = \$1,395/45 units = \$31
Day 2		18 X \$31 = \$558	27 X \$31 = \$837
Day 3	24 X \$36 = \$864		27 X \$31 = \$837 24 X \$36 = <u>\$864</u> \$1,701 Note: Average cost = \$1,701/51 units = \$33.3529
Day 4	27 X \$33.3529 = \$900.53		24 X \$33.3529 = \$800.47
Ending			24 X \$33.3529 = \$800.47

The computer program returned the wrong value for the Moving Average method (\$792 instead of the correct \$800.47). Perhaps the program simply averaged the unit cost  $((\$30 + \$33 + \$36)/3)$  at \$33.  $\$33 \times 24$  units = the wrong amount (\$792). It is important to weight the average cost on a moving basis, as shown.





## Solution 3

a)

GENERAL JOURNAL			
Date	Accounts	Debit	Credit
	Purchases	100,000	
	Accounts Payable		100,000
	<i>Purchased inventory on account (200 units X \$500)</i>		
	Cash	93,750	
	Sales		93,750
	<i>Sold merchandise for cash (125 units X \$750)</i>		
	Sales Returns & Allowances	1,500	
	Cash		1,500
	<i>To record the return by customers of 2 units (2 X \$750)</i>		
	Accounts Payable	1,000	
	Purchases Returns & Allowances		1,000
	<i>To record the return to vendors of 2 units (2 X \$500)</i>		

- b) Beginning inventory (\$0) + net purchases (\$100,000 – \$1,000) – ending inventory (75 units × \$500) = cost of goods sold (\$61,500); net sales (\$93,750 – \$1,500) – cost of goods sold (\$61,500) = gross profit (\$30,750).

c)

GENERAL JOURNAL			
Date	Accounts	Debit	Credit
	Inventory	100,000	
	Accounts Payable		100,000
	<i>Purchased inventory on account (200 units X \$500)</i>		
	Cash	93,750	
	Sales		93,750
	<i>Sold merchandise for cash (125 units X \$750)</i>		
	Cost of Goods Sold	62,500	
	Inventory		62,500
	<i>To record cost of goods sold (125 units X \$500)</i>		
	Sales Returns & Allowances	1,500	
	Cash		1,500
	<i>To record the return by customers of 2 units (2 X \$750)</i>		
	Inventory	1,000	
	Cost of Goods Sold		1,000
	<i>To place returned units back in inventory (2 X \$500)</i>		
	Accounts Payable	1,000	
	Inventory		1,000
	<i>To record the return to vendors of 2 units (2 X \$500)</i>		

d) Net sales (\$93,750 – \$1,500) – cost of goods sold (\$62,500 – \$1,000) = gross profit (\$30,750).  
Ending inventory in the ledger would be \$37,500 (\$100,000 – \$62,500 + \$1,000 – \$1,000 = \$37,500). This balance should be confirmed via a physical count.

# Problem 4

Prime Time Luxury Autos uses the specific identification method to value its inventory. Below is a listing of automobiles that were either in beginning inventory or acquired during the year:

Automobile	Date Acquired	Cost
Bentley	Beginning inventory	\$ 240,000
Aston Martin	Beginning inventory	190,000
Audi	Beginning inventory	55,000
Maserati	February	110,000
Rolls Royce	May	97,000
Cadillac	January	55,000
Lotus	March	65,000
Land Rover	June	45,000
Jaguar	July	57,000
Porsche	September	90,000
Mercedes	November	70,000
BMW	December	79,000
Fararri	December	138,000

**STUDY FOR YOUR MASTER'S DEGREE  
IN THE CRADLE OF SWEDISH ENGINEERING**

Chalmers University of Technology conducts research and education in engineering and natural sciences, architecture, technology-related mathematical sciences and nautical sciences. Behind all that Chalmers accomplishes, the aim persists for contributing to a sustainable future – both nationally and globally.

Visit us on [Chalmers.se](http://Chalmers.se) or **Next Stop Chalmers** on facebook.

**CHALMERS**  
UNIVERSITY OF TECHNOLOGY



Prime Time uses the specific identification method. Total sales during the year were \$1,139,000. Automobiles in ending inventory were the Mercedes, Porsche, Fararri, Audi, and BMW. Determine the ending inventory, cost of goods sold, and gross profit for Park Place.

Worksheet 4

**UNITS SOLD**

\$

<b>UNITS IN ENDING INVENTORY</b>	
	\$

Sales

Cost of Goods Sold

Gross profit

\$

Solution 4

**UNITS SOLD**

Bentley	\$240,000
Aston Martin	190,000
Maserati	55,000
Rolls Royce	110,000
Cadillac	97,000
Lotus	55,000
Land Rover	65,000
Jaguar	45,000
	\$ 859,000

**UNITS IN ENDING INVENTORY**

Audi	\$55,000
Porsche	90,000
Mercedes	70,000
BMW	79,000
Fararri	138,000
	<hr/>
	\$ 432,000
	<hr/>

Sales	\$ 1,139,000
Cost of Goods Sold	859,000
	<hr/>
Gross profit	\$ 280,000
	<hr/>

**TAKE THE RIGHT TRACK**

Give your career a head start by studying with us. Experience the advantages of our collaboration with major companies like **ABB, Volvo and Ericsson!**

Apply by 15 January

World class research

www.mdh.se

MÄLARDALEN UNIVERSITY SWEDEN

Click here to learn more



# Problem 5

Team Tennis Store has a number of tennis rackets in stock. All units are priced to provide a normal profit margin of \$75. Some of these units are quite old. Carson’s has concluded that some “lower-of-cost-or-market” adjustments may be needed, and has gathered the following unit pricing data:

- Wood Racket, \$450 cost, \$475 replacement cost, \$150 selling price
- Aluminum Racket, \$400 cost, \$125 replacement cost, \$250 selling price
- Graphite, \$200 cost, \$160 replacement cost, \$200 selling price
- Composit Racket, \$300 cost, \$375 replacement cost, \$400 selling price

- a) What unit value should be attached to each type of racket, assuming item-by-item application of the lower-of-cost-or-market rule?
- b) Assuming an item-by-item application of the lower-of-cost-or-market rule, what journal entry is needed to reduce the Wood Tennis Racket? 7 such units remain in stock.

## Worksheet 5

a)

	<u>Wood</u>	<u>Aluminum</u>	<u>Graphite</u>	<u>Composit</u>
Cost				
Vs. “Market”:				
Replacement cost				
Net realizable value				
NRV less normal profit margin				
<b>VALUE TO REPORT</b>				

b)

Loss Due to Decline in Market Value of Inventory  
 Inventory  
*To record decline in value of Wood Racket inventory*

*(Note: Some companies will establish an allowance account rather than actually reducing the inventory account.)*

Solution 5

a)

	Wood	Aluminum	Graphite	Composit
Cost	\$450	\$400	\$200	\$300
Vs. "Market":				
Replacement cost	\$475	\$125	\$160	\$375
Net realizable value	\$150	\$250	\$200	\$400
NRV less normal profit margin	\$75	\$175	\$125	\$325
VALUE TO REPORT	\$150	\$175	\$160	\$300

b)

Loss Due to Decline in Market Value of Inventory 2,100

Inventory 2,100

*To record decline in value of Wood Racket inventory  
 ((\$450 - \$150) X 7)*

*(Note: Some companies will establish an allowance account rather than actually reducing the inventory account.)*

**Nido**

**Luxurious accommodation**

**Central zone 1 & 2 locations**

**Meet hundreds of international students**

**BOOK NOW and get a £100 voucher from voucherexpress**

**Nido Student Living - London**

**Visit [www.NidoStudentLiving.com/Bookboon](http://www.NidoStudentLiving.com/Bookboon) for more info.**

**+44 (0)20 3102 1060**



# Problem 6

Maverick Equipment Rental was burglarized in February of 20X7. It is unclear how many items were stolen. Maverick and its insurance company are currently working to estimate the dollar value of the stolen goods in order to reach a financial settlement under the existing property insurance policy.

Maverick's tax return prepared at the end of 20X6 revealed that the company ended 20X6 with a total inventory of \$567,000. Maverick uses the same inventory accounting methods for tax and accounting purposes.

The insurance company has contacted Maverick's suppliers and confirmed Maverick's claim that purchases for 20X7, prior to the date of the burglary, were \$1,128,000. All inventory was purchased, FOB destination.

20X7 Sales taxes collected by Maverick and remitted to the state, prior to the date of the theft, were \$132,000. The sales tax rate is 7% of sales.

An inventory was taken immediately after the burglary and the cost of Equipment in stock was \$369,000.

Maverick consistently sells equipment at a gross profit margin of 30%.

Use the gross profit method to estimate the dollar value of stolen equipment.

## Worksheet 6

Sales\*

Cost of goods sold

Gross profit

\* Sales =  $\$132,000 / .07 =$

Beginning inventory

Plus: Purchases

Cost of goods available for sale

Less: Ending inventory before theft

Cost of goods sold

Solution 6

Sales*	100%	\$	1,885,714
Cost of goods sold	70%		1,320,000
Gross profit	30%	\$	<u>565,714</u>

\* Sales =  $\$132,000 / .07 = \$1,885,714$

Beginning inventory	\$	567,000
Plus: Purchases		1,128,000
Cost of goods available for sale	\$	<u>1,695,000</u>
Less: Ending inventory before theft		375,000
Cost of goods sold	\$	<u>1,320,000</u>

Based on the gross profit technique, it appears that equipment on hand before the theft were \$375,000. Since \$369,000 was actually on hand, a preliminary estimate of the theft loss is only \$6,000.

**YOU?**

**#studyinsweden**

Striking a match, reconnecting with your family through Skype or over a phone network from Ericsson, refurbishing your apartment at IKEA or driving safely in your Volvo - none of this would be possible if not for Sweden. Swedish universities offer over 900 international master's programmes taught entirely in English.

Don't just pick a place - pick a future.  
[>studyinsweden.se](http://>studyinsweden.se)







# Problem 7

	20X0	20X1
Beginning inventory	\$ 2,537,600	\$ 2,121,600
Purchases	7,599,960	9,802,000
Cost of goods available for sale	\$ 10,137,560	\$ 11,923,600
Less: Ending inventory	2,121,600	1,920,000
Cost of goods sold	<u>\$ 8,015,960</u>	<u>\$ 10,003,600</u>
Sales	\$ 12,015,960	\$ 18,003,600
Cost of goods sold	8,015,960	10,003,600
Gross profit	<u>\$ 4,000,000</u>	<u>\$ 8,000,000</u>

The 20X0 ending inventory value used in the above presentation erroneously failed to include \$800,000 of goods purchased FOB shipping point. The purchase and related accounts payable were correctly recorded by Juniper Corporation. Juniper Corporation uses a periodic inventory system.

- Prepare a corrected presentation of the above data.
- Prepare a corrected presentation of the above data, but this time assume that the company had also failed to record the purchase before 20X1 (in addition to omitting the \$800,000 from 20X0 ending inventory).

## Worksheet 7

a)

	20X0	20X1
Beginning inventory	\$ -	\$ -
Purchases	-	-
Cost of goods available for sale	\$ -	\$ -
Less: Ending inventory	-	-
Cost of goods sold	<u>\$ -</u>	<u>\$ -</u>
Sales	\$ -	\$ -
Cost of goods sold	-	-
Gross profit	<u>\$ -</u>	<u>\$ -</u>

b)

	20X0	20X1
Beginning inventory	\$ -	\$ -
Purchases	-	-
Cost of goods available for sale	\$ -	\$ -
Less: Ending inventory	-	-
Cost of goods sold	<u>\$ -</u>	<u>\$ -</u>
Sales	\$ -	\$ -
Cost of goods sold	-	-
Gross profit	<u>\$ -</u>	<u>\$ -</u>

## Solution 7

a)

	20X0	20X1
Beginning inventory	\$ 2,537,600	\$ 2,121,600
Purchases	7,599,960	9,802,000
Cost of goods available for sale	\$ 10,137,560	\$ 11,923,600
Less: Ending inventory	2,121,600	1,920,000
Cost of goods sold	<u>\$ 8,015,960</u>	<u>\$ 10,003,600</u>
Sales	\$ 12,015,960	\$ 18,003,600
Cost of goods sold	8,015,960	10,003,600
Gross profit	<u>\$ 4,000,000</u>	<u>\$ 8,000,000</u>

b)

	20X0	20X1
Beginning inventory	\$ 2,537,600	\$ 2,121,600
Purchases	8,399,960	9,002,000
Cost of goods available for sale	\$ 10,937,560	\$ 11,123,600
Less: Ending inventory	2,121,600	1,920,000
Cost of goods sold	<u>\$ 8,815,960</u>	<u>\$ 9,203,600</u>
Sales	\$ 12,015,960	\$ 18,003,600
Cost of goods sold	8,815,960	9,203,600
Gross profit	<u>\$ 3,200,000</u>	<u>\$ 8,800,000</u>

# Problem 8

TopFlight Gliding Corporation is a newly formed entity that engages in the purchase and resale of parasailing equipment. Purchases for the first year of operation were as follows:

<b>Date</b>	<b>Purchases</b>
07-Jan	25 units @ \$7,500 each
15-Mar	35 units @ \$8,000 each
16-Jun	15 units @ \$8,250 each
03-Aug	45 units @ \$8,500 each
11-Oct	12 units @ \$8,600 each

Sales for this first year of operation amounted to 105 units and totaled \$1,365,000.

- If TopFlight uses the first-in, first-out (FIFO) inventory method (periodic approach), what values would be assigned to ending inventory and cost of goods sold? How much is gross profit?
- If TopFlight uses the last-in, first-out (LIFO) inventory method (periodic approach), what values would be assigned to ending inventory and cost of goods sold? How much is gross profit?
- If TopFlight uses the weighted-average inventory method (periodic approach), what values would be assigned to ending inventory and cost of goods sold? How much is gross profit?
- Which of the above techniques produces the highest profit? Which of the above techniques reports the most “current” cost on a balance sheet? Which of the above techniques report the most “current” cost in measuring income? Which of the above techniques results in the lowest income tax obligation?

Worksheet 8

a) FIFO

**Purchases**

- 25 units @ \$7,500 each
- 35 units @ \$8,000 each
- 15 units @ \$8,250 each
- 45 units @ \$8,500 each
- 12 units @ \$8,600 each

Beginning inventory	\$	-
Plus: Purchases		-
Cost of goods available for sale	\$	-
Less: Ending inventory		-
Cost of goods sold	\$	-
Sales	\$	-
Cost of goods sold		-
Gross profit	\$	-



Scholarships



Lnu.se

## Open your mind to new opportunities

With 31,000 students, Linnaeus University is one of the larger universities in Sweden. We are a modern university, known for our strong international profile. Every year more than 1,600 international students from all over the world choose to enjoy the friendly atmosphere and active student life at Linnaeus University. Welcome to join us!

## Linnaeus University

Sweden

**Bachelor programmes in**  
*Business & Economics | Computer Science/IT | Design | Mathematics*

**Master programmes in**  
*Business & Economics | Behavioural Sciences | Computer Science/IT | Cultural Studies & Social Sciences | Design | Mathematics | Natural Sciences | Technology & Engineering*

**Summer Academy courses**


Click on the ad to read more

b) LIFO

Beginning inventory	\$	-
Plus: Purchases		-
Cost of goods available for sale	\$	-
Less: Ending inventory		-
Cost of goods sold	\$	-
<hr/>		
Sales	\$	-
Cost of goods sold		-
Gross profit	\$	-

c) Weighted-average

Beginning inventory	\$	-
Plus: Purchases		-
Cost of goods available for sale	\$	-
Less: Ending inventory		-
Cost of goods sold	\$	-
<hr/>		
Sales	\$	-
Cost of goods sold		-
Gross profit	\$	-

- d) The highest gross profit is produced under \_\_\_\_\_.
- The most current cost in inventory is reported under \_\_\_\_\_.
- The most current cost on the income statement is reported under \_\_\_\_\_.
- The lowest profit and tax obligation is produced under \_\_\_\_\_.

Solution 8

a) FIFO

<b>Purchases</b>		
25 units @ \$7,500 each	\$	187,500
35 units @ \$8,000 each		280,000
15 units @ \$8,250 each		123,750
45 units @ \$8,500 each		382,500
12 units @ \$8,600 each		103,200
132 units available	\$	1,076,950
<hr/>		
105 units sold		
33 units in ending inventory		

Beginning inventory	\$	-
Plus: Purchases		1,076,950
Cost of goods available for sale	\$	1,076,950
Less: Ending inventory (12 X \$8,600 + 21 X \$8,500)		281,700
Cost of goods sold	\$	795,250
Sales	\$	1,365,000
Cost of goods sold		795,250
Gross profit	\$	569,750

b) LIFO

Beginning inventory	\$	-
Plus: Purchases		1,076,950
Cost of goods available for sale	\$	1,076,950
Less: Ending inventory (25 X \$7,500) + (8 x \$8,000)		251,500
Cost of goods sold	\$	825,450
Sales	\$	1,365,000
Cost of goods sold		825,450
Gross profit	\$	539,550

c) Weighted-average

Beginning inventory	\$	-
Plus: Purchases		1,076,950
Cost of goods available for sale	\$	1,076,950
Less: Ending inventory (33 X \$8,158.712)		269,237
Cost of goods sold (105 X \$8,158.712)	\$	807,713

Weighted-average cost is \$8,158.712 (\$1,076,950/132 units)

Sales	\$	1,365,000
Cost of goods sold		807,713
Gross profit	\$	557,287

- d) The highest gross profit (\$569,750) is produced under FIFO.  
 The most current cost in inventory is reported under FIFO.  
 The most current cost on the income statement is reported under LIFO.  
 The lowest profit and tax obligation is produced under LIFO.